



Warhawks Men's Basketball

University of Louisiana at Monroe



ULM (4-6, 1-1 SBC)

WARHAWKS

Vs.

Texas State (4-11, 0-2 SBC)

BOBCATS



Game 11

Saturday, Jan. 11, 2014 • 4:00 p.m.
Fant-Ewing Coliseum (7,000)
Monroe, La.

Radio: - KLIP LA 105.3 FM, Nick White (PXP)
Twitter: @ULM_MBB

ULM Quick Notes

- ULM is 25-16 all-time against Texas State, including a 16-4 mark at home. ULM won the last meeting, 80-75 on Jan. 26, 2006 at home. The Warhawks have won six of the last seven meetings between the two teams at Fant-Ewing Coliseum
- The Warhawks opened league play with back-to-back overtime games for the first time in school history. It was the first time they have played consecutive overtime games since 1988-89. ULM is 2-1 in overtime this season, and ULM head coach Keith Richard is 17-8 in his career
- The Warhawks are .500 in conference play after two games for the first time since 2008-09 when they fell to UL-Lafayette and then defeated New Orleans. They will look to be over .500 after three games for the first time since 2006-07 when they won the SBC West Division
- ULM is 3-1 this season at home and have outscored the opposition 334-294 in those games. ULM is 387-164 all-time in Fant-Ewing Coliseum
- With 16 regular season games still remaining, the Warhawks have already matched their season win total from last season when they finished 4-23.
- In ULM's conference opener, it won its first double overtime game since Jan. 5, 1989 after defeating UL-Lafayette 103-98
- Junior Tylor Ongwae and senior Amos Olatayo have each recorded eight double-figure scoring games this season. Ongwae leads the team with 15.2 ppg while Olatayo is at 14.9 ppg. The duo became the first pair to score at least 20 points in a game this season as Ongwae scored 25 against UT Arlington and Olatayo had 20
- Senior Jayon James averages 10.8 points per game and is the team's leading rebounder with 7.3 rpg. He ranks second in the league in defensive rebounds with 5.6 per contest

ULM MEN'S BASKETBALL SCHEDULE

Fri., Nov. 8	at No. 5 Kansas	L, 80-63
Mon., Nov. 18	Samford	W, 86-52
Thu., Nov. 21	at Northwestern St.	W, 84-80 (OT)
Mon., Dec. 9	Thomas	W, 84-61
Sat., Dec. 14	at LSU	L, 61-54
Wed., Dec. 18	at Ole Miss	L, 75-62
Sun., Dec. 22	Louisiana Tech	L, 83-61
Fri., Dec. 27	at No. 3 Ohio State	L, 71-31
Sat., Jan. 4	UL-Lafayette*	W, 103-98 (20T)
Thurs., Jan. 9	at UT Arlington*	L, 83-79 (OT)
Sat., Jan. 11	Texas State*	4:00 p.m.
Thu., Jan. 16	at Troy*	7:30 p.m.
Sat., Jan. 18	at South Alabama*	4:05 p.m.
Thu., Jan. 23	Western Kentucky*	7:00 p.m.
Sat., Jan. 25	Georgia State*	4:00 p.m.
Thu., Jan. 30	Arkansas State*	7:00 p.m.
Sat., Feb. 1	at UL-Lafayette*	7:15 p.m.
Thu., Feb. 6	at Texas State*	7:00 p.m.
Thu., Feb. 13	UT Arlington*	7:00 p.m.
Sat., Feb. 15	UALR*	4:00 p.m.
Thu., Feb. 20	at Georgia State*	6:00 p.m.
Sat., Feb. 22	at Western Kentucky*	7:00 p.m.
Thu., Feb. 27	South Alabama*	7:00 p.m.
Sat., Mar. 1	Troy*	4:00 p.m.
Thu., Mar. 6	at Arkansas State*	7:05 p.m.
Sat., Mar. 8	at UALR*	7:00 p.m.
Thurs., Mar. 13	Sun Belt Championships	TBA

All times Central and subject to change. Bold indicates home contests.; *-Sun Belt game

We are ULM. Please note that there are only two correct versions of our institution's name, the preferred acronym ULM and the full name, the University of Louisiana at Monroe. Any other reference, including Louisiana-Monroe, UL-Monroe, La.-Monroe, LAM, or simply Monroe, are incorrect.

Media Relations Contacts

Robbie Kleinmuntz (Primary)	Tom Ritter (Secondary)
Assistant Director	Graduate Assistant
kleinmuntz@ulm.edu	rittertf@warhawks.ulm.edu
O: 318-342-5462	O: 318-342-5451
C: 847-912-5380	C: 318-953-0734



Warhawks Men's Basketball

University of Louisiana at Monroe



Keith Richard

Head Coach

Fourth Year at ULM
13th Season Overall

Alma Mater: ULM (1982)

THE RICHARD FILE

COACHING HONORS

- 1999 Sun Belt Coach of the Year
- Has been part of the coaching staff for seven NCAA Tournament and three NIT teams

COACHING CAREER

Season	School	Position	Record
1984-85	ULM	Graduate Assistant	17-12
1985-86	ULM	Graduate Assistant	20-10/NCAA
1986-87	Marshall	Assistant Coach	25-6/NCAA
1987-88	Marshall	Assistant Coach	24-8/NIT
1988-89	Marshall	Assistant Coach	15-15
1989-90	ULM	Assistant Coach	22-8/NCAA
1990-91	ULM	Assistant Coach	25-8/NCAA
1991-92	ULM	Assistant Coach	19-10/NCAA
1992-93	ULM	Assistant Coach	26-5/NCAA
1993-94	ULM	Assistant Coach	19-9
1994-95	La. Tech	Assistant Coach	14-13
1995-96	La. Tech	Associate Head Coach	11-17
1996-97	La. Tech	Associate Head Coach	15-14
1997-98	La. Tech	Associate Head Coach	12-15
1998-99	La. Tech	Head Coach	19-9
1999-00	La. Tech	Head Coach	21-8
2000-01	La. Tech	Head Coach	17-12
2001-02	La. Tech	Head Coach	22-10/NIT
2002-03	La. Tech	Head Coach	12-15
2003-04	La. Tech	Head Coach	15-15
2004-05	La. Tech	Head Coach	14-15
2005-06	La. Tech	Head Coach	20-13/NIT
2006-07	La. Tech	Head Coach	10-20
2008-09	LSU	Assistant Coach	27-8/NCAA
2009-10	LSU	Assistant Coach	11-20
2010-11	ULM	Head Coach	7-24
2011-12	ULM	Head Coach	3-26
2012-13	ULM	Head Coach	4-23
2013-14	ULM	Head Coach	4-6

PLAYING CAREER

- Played for ULM from 1978-82; Coached by Lenny Fant, Benny Hollis & Mike Vining
- 1979 Atlantic Sun Tournament Champions, NIT
- 1980 Atlantic Sun Regular Season Champions
- 1982 Atlantic Sun Tournament Champions, NCAA
- Two-time team captain ('81 & '82)
- Led team in assists twice

EDUCATION

- Bachelor's degree in general business, ULM (1982)
- Master's degree in guidance counseling, ULM (1986)

ULM Quick Notes Continued...

- In his 13th season as a head coach, Keith Richard will play against Texas State for the first time
- The Warhawks are 4-0 this season when scoring at least 80 points
- After two league games, James is shooting a league-leading .765 from the field (13-for-17) while sophomore Kyle Koszuta is .600 from beyond-the-arc (3-for-5). In the two contests, James averaged 15.0 ppg, 10.0 rpg and 7.0 apg. Ongwae has scored 26.0 ppg in conference games
- Against UL-Lafayette, Ongwae and James each notched a double-double. ULM had two student-athletes record a double-double in one game for the first time since Dec. 22, 2009 when Rudy Turner and Tony Hooper did it against Harding
- ULM's 11 blocks against ULL are the most by a team in the SBC in a single game this season. They were the most by ULM since Dec. 2, 2006 when they had 10 against William Carey
- The Warhawks played the eighth toughest non-conference schedule in the country, according to cbssports.com. ULM's opponents went a combined 71-30 in non-conference play as the Warhawks took on a pair of top-5 opponents
- At No. 3 Ohio State, six Warhawks played a career-high in minutes, two made their first appearance of the season and a season-high 14 different student-athletes played in the game. Sophomore DeMondre Harvey grabbed a team-high six rebounds, while junior Chinedu Amajoyi recorded a career-high five boards
- The Warhawks went 36 days inbetween their first two losses on the season. It was their longest stretch without a loss since 1993-94 when they went from Jan. 18 - Feb. 28 between defeats
- After defeating Thomas (Ga.) on Dec. 9, the Warhawks won three consecutive games for the first time since 2007-08. They got off to a 3-1 start on the season for the first time since 2004-05
- In ULM's home opener, it thumped Samford 86-52 on Nov. 18 and was up by 41 at one point in the second half. The 34-point win was the largest margin of victory for ULM since a 97-43 win over Union College (Ky.) on Jan. 3, 2009. It was ULM's most lop-sided score over a Division I program since Feb. 3, 2000 when it defeated Lamar 95-58
- Junior Marvin Williams posted a game-high 19 points against No. 5 Kansas in the season opener, outscoring Andrew Wiggins who was named Preseason National Player of the Year by cbssports.com. Williams went 8-for-13 from the field and grabbed a team-high six rebounds in 24 minutes
- Williams registered a double-double against Northwestern State with 13 points and 10 rebounds. The Warhawks trailed by 18 in the second half against the Demons before mounting their biggest comeback of the season
- ULM earned the 2012-13 SBC team academic award and was one of 21 NCAA Division I men's basketball programs to earn Team Academic Excellence Awards from the National Association of Basketball Coaches
- The Warhawks carry a full scholarship roster for the first time under head coach Keith Richard after inheriting APR penalties. Richard is in his fourth season with the program
- ULM holds a 904-802 all-time record and is in its 62nd season. It has 38 winning seasons and has reached 20 wins 10 times. The Warhawks have seven NCAA Tournament appearances and a pair of NIT appearances



Warhawks Men's Basketball

University of Louisiana at Monroe



Numerical Roster

No.	Player	Pos.	Ht.	Wt.	Cl.	Hometown (Previous School)
0	Marvin Williams	F/C	6-8	245	JR	Memphis, Tenn. (NW Florida State College)
1	Jayon James	F	6-6	225	SR	Paterson, N.J. (Lamar State-Port Arthur)
2	DeMondre Harvey	F	6-7	210	SO	Minden, La. (Pearl River CC)
3	Marcelis Hansberry	G	6-0	185	SR	Jackson, Miss. (Provine HS)
4	RJ McCray	G	6-2	190	SR	Arlington, Texas (Grace Prep Academy)
10	Amos Olatayo	G	6-4	200	SR	Houston, Texas (Navarro College)
11	Nick Coppola	G	5-11	195	FR	Richmond, Va. (Benedictine Prep)
12	Tylor Ongwae	F	6-7	205	JR	Eldoret, Kenya (Ranger College)
13	Chinedu Amajoyi	G	6-3	195	JR	Rancho Cucamonga, Calif. (Kilgore College)
15	Kyle Koszuta	G	6-2	190	SO	Niceville, Fla. (Niceville HS)
20	Evan Sims	F/C	6-8	235	JR	Houston, Texas (Lamar State-Port Arthur)
22	Lance Richard	G	5-10	170	FR	Monroe, La. (Sterlington HS)
23	Millaun Brown	F/C	6-7	230	SR	Gunnison, Miss. (East Mississippi CC)
33	Daniel Grieves	G/F	6-6	210	SO	Bay St. Louis, Miss. (Pearl River CC)
34	Leon Carswell II	F	6-3	210	JR	Bossier City, La. (Airline HS)
35	Colten Ponder	F	6-5	215	SO	Shreveport, La. (Calvary Baptist HS)

COACHING STAFF

Head Coach: Keith Richard (ULM '82)

Assistant Coach: Ryan Cross (Buffalo '95)

Assistant Coach: Lonnie Cooper (Louisiana Tech '99)

Assistant Coach J.A. Anglin (LSU Shreveport '10)

Coordinator of Basketball Operations: Wyatt Hodges

PRONUNCIATION

Keith/Lance RICHARD Ree-CHARD

MILLAUN Brown Mih-LAHN

JAYON James Jay-AHN

AMOS OLATAYO AIM-uhs Ole-ah-tay-O

CHINEDU AMAJOYI Chin-ih-due Om-uh-joy

TYLOR ONGWAE

Kyle KOSZUTA

Nick COPPOLA

Tie-ler Ong-why

Kus-zoo-tuh

Cup-oh-luh

BY CLASS

Seniors (5).....Millaun Brown
Marcelis Hansberry
Jayon James
R.J. McCray
Amos Olatayo
 Juniors (5).....Chinedu Amajoyi
Leon Carswell
Tylor Ongwae
Evan Sims
Marvin Williams
 Sophomores (4)Daniel Grieves
DeMondre Harvey
Kyle Koszuta
Colten Ponder
 Freshmen (2).....Nick Coppola
Lance Richard

BY POSITION

Guards.....Chinedu Amajoyi
Nick Coppola
Marcelis Hansberry
Kyle Koszuta
RJ McCray
Amos Olatayo
Lance Richard
 Guard/FowardDaniel Grieves
 ForwardsLeon Carswell
DeMondre Harvey
Jayon James
Tylor Ongwae
Colten Ponder
 Forward/CenterMillaun Brown
Evan Sims
Marvin Williams

BY STATE/COUNTRY

California.....Chinedu Amajoyi
 Florida.....Kyle Koszuta
 KenyaTylor Ongwae
 Louisiana.....Leon Carswell
DeMondre Harvey
Colten Ponder
Lance Richard
 Mississippi.....Millaun Brown
Daniel Grieves
Marcelis Hansberry
 New JerseyJayon James
 TennesseeMarvin Williams
 TexasR.J. McCray
Amos Olatayo
Evan Sims
 VirginiaNick Coppola

WE ARE ULM

12 REGULAR SEASON CHAMPIONSHIPS

1961-62 - Gulf States Conference
 1964-65 - Gulf States Conference
 1978-79 - Atlantic Sun Conference
 1979-80 - Atlantic Sun Conference
 1985-86 - Southland Conference
 1989-90 - Southland Conference
 1990-91 - Southland Conference
 1992-93 - Southland Conference
 1993-94 - Southland Conference
 1995-96 - Southland Conference
 1996-97 - Southland Conference
 2006-07 - Sun Belt Conference West Division

NINE POST-SEASON APPEARANCES

1978-79 - NIT
 1981-82 - NCAA Tournament
 1985-86 - NCAA Tournament
 1987-88 - NIT
 1989-90 - NCAA Tournament
 1990-91 - NCAA Tournament
 1991-92 - NCAA Tournament
 1992-93 - NCAA Tournament
 1995-96 - NCAA Tournament

EIGHT TOURNAMENT CHAMPIONSHIPS

1978-79 - Atlantic Sun Conference
 1981-82 - Atlantic Sun Conference
 1985-86 - Southland Conference
 1989-90 - Southland Conference
 1990-91 - Southland Conference
 1991-92 - Southland Conference
 1992-93 - Southland Conference
 1995-96 - Southland Conference



Warhawks Men's Basketball

University of Louisiana at Monroe



ULM Quick Facts

Location _____ Monroe, La.
Enrollment _____ 8,858
Founded _____ 1931
Nickname/Mascot _____ Warhawks/Ace
Colors _____ Maroon & Gold
President _____ Dr. Nick Bruno
Director of Athletics _____ Brian Wickstrom
Conference _____ Sun Belt
Affiliation _____ NCAA Division I
All-Time Record _____ 904-802 (62nd season)
Winning Seasons _____ 38 (20+ wins 10 times)
Home Venue _____ Fant-Ewing Coliseum (7000)
Playing Surface _____ Maple
Opened _____ 1971
Press Row Phone _____ 318-342-6920

Head Coach _____ Keith Richard
Record at ULM _____ 18-79 (fourth year)
Career Record _____ 168-196 (13th year)
Assistant Coach _____ Ryan Cross
Assistant Coach _____ Lonnie Cooper
Assistant Coach _____ J.A. Anglin
Coordinator of MBB Ops. _____ Wyatt Hodges
Athletic Trainer _____ Jeremy Teblum
Strength Coach _____ Brian Seitz

Website _____ www.ulmwarhawks.com
Facebook _____ www.facebook.com/warhawks
Twitter _____ @ULM_MBB

Scouting Texas State

The Bobcats play their first game in seven days and are looking for their first true road win of the season. They opened conference play with losses at home to UALR (59-53) and Arkansas State (74-69). Texas State trailed ASU by 13 in the second half and came back to tie it, but fell in the final minutes.

Joel Wright, who has come off the bench for Texas State in its last three games, leads the team with 15.2 points per game and also brings down 5.0 rebounds per contest. Wright has hit 11-of-25 (.440) three-pointers this season. Emani Gant averages 10.5 ppg and is the team's leading rebounder at 5.7 rpg.

The Bobcats are coached by Danny Kaspar who is in his first year after 15 seasons at Stephen F. Austin. Kaspar is 17th among active NCAA coaches with 469 overall wins in his 33-year career.

At SFA, the Kaspar's team lead the nation in defense in 2013 (51.1 ppg) and 2011 (53.4 ppg). Kaspar was named the Mid-Major Coach of the Year last spring by Collegelinsider.com after coaching SFA to a 27-5 record and to the Southland Conference championship game. Kaspar, a 1978 graduate of the University of North Texas, owns five 20-win seasons in the last six years.

Texas State is in its third different conference in the last three years. It went from the Southland Conference in 2011, to the WAC last season and now the SBC.

Sun Belt Conference

Preseason Coaches Poll

1. WKU - 91 (5)
2. South Alabama - 78 (2)
3. Arkansas State - 74
- T-4. Georgia State - 73 (2)
- T-4. UL-Lafayette - 73 (1)
6. UALR - 48
7. UT Arlington - 36
8. Texas State - 34
9. Troy - 26
10. ULM - 17

Jayon James

- Preseason SBC
All-Conference
Third-Team

- CSM Preseason
All-SBC
Third-Team

Amos Olatayo

- CSM Preseason
All-SBC
Third-Team

All-Time Series History

vs. Texas State

ULM leads 25-16
At ULM: ULM leads 16-4
At TXST: Tied 9-9
On Neutral Courts: TXST leads 3-0

2013-14 NON-CONFERENCE STRENGTH OF SCHEDULE RANKINGS

according to cbssports.com (1/1/14)

RK	School	SOS	Opp. Winning %
1.	New Orleans	.6951	.7669
2.	Kansas	.6840	.7500
3.	Long Beach State	.6443	.7166
4.	BYU	.6323	.6949
5.	Massachusetts	.6262	.6574
6.	Eastern Michigan	.6192	.6448
7.	Colorado	.6162	.6597
8.	ULM	.6152	.6744
9.	Alabama	.6142	.6468
10.	Oakland	.6130	.6585

RICHARD VS. 2013-14 OPPONENTS

Arkansas State5-8
Georgia State0-0
Kansas0-1
Louisiana Tech0-4
UL-Lafayette7-11
LSU0-2
Northwestern State2-1
Ohio State0-1
Ole Miss0-2
Samford1-0
South Alabama4-5
Texas-Arlington0-1
Texas State0-0
Thomas1-0
Troy0-4
UALR7-6
Western Kentucky5-7



Warhawks Men's Basketball

University of Louisiana at Monroe



In ULM's Last Outing...

UTA Edges ULM 83-79 in Overtime

ARLINGTON, Texas -- The ULM men's basketball program came up just short in a back-and-forth battle against UT Arlington, 83-79 in overtime on Thursday at the College Park Center.

ULM (4-6, 1-1 SBC) trailed 70-69 when senior Jayon James converted a lay-up with 5.5 seconds left in regulation. UTA's (6-9, 1-2 SBC) Jamel Outler was fouled shooting a three-pointer with 1.3 seconds left, but missed the second and third free throws to send the game to overtime.

In overtime, James converted on another lay-up to put ULM up 76-73, but Outler and Shaq White-Miller hit back-to-back threes to put the Mavs back ahead, 79-76 with 1:22 remaining. After UTA went up by six, junior Tylor Ongwae hit a three-pointer but time ran out on the Warhawks.

The game featured 11 ties and 17 lead changes.

Ongwae led ULM with 25 points and eight rebounds, while senior Amos Olatayo registered 20 points and eight rebounds. James chipped in with 14 points on 7-of-10 shooting, nine assists and eight rebounds.

UTA was led by Lonnie McClanahan who had 25 points, seven assists and six rebounds. Jamel Outler and Brandon Edwards each hit five three-points to score 20 and 17, respectively.

The Mavs opened the scoring with a pair of three-pointers to go up 6-0, but the Warhawks came back to tie it, 11-11 on a long-range shot by Ongwae. ULM got out to a 20-15 lead after an offensive rebound and put-back by sophomore DeMondre Harvey, but called timeout when the Mavs tied it 20-20.

Still even at 25-25, Olatayo hit his third of four three-pointers of the game to put ULM back on top at the 6:01 mark, 28-25.

Still ahead 30-27, the Mavs went on an 8-0 run to take the lead, 35-30 with 1:40 remaining. ULM answered with a 4-0 run, but UTA's Edwards hit a three at the buzzer as the Mavs went into the break ahead 38-34.

The Warhawks came out of the intermission hot and took the lead, 42-41 on a lay-up by James, but UTA responded with a 9-0 spurt to go up 50-42 with 14:45 left. ULM came back and regained the lead, 53-52 after a transition lay-up by Ongwae at the 10:32 mark.

The back-and-forth battle continued and UTA wnet back ahead, 56-53 after creating turnovers and capitalizing with 7:44 left. Ongwae and Olatayo hit back-to-back three-pointers to put ULM up by three, but a banked three-pointer by Edwards levelled it again, 59-59 with 6:12 remaining.

Still tied at 67-67, Olatayo put in a lay-up to give the Warhawks the lead at the 1:09 mark. Outler came back for the Mavs and hit a three-pointer with 22 seconds left before James answered with a basket.

Official Basketball Box Score -- Game Totals -- Final Statistics ULM vs UT Arlington 1/9/2014 12 p.m. at Arlington, Texas (College Park Center)

ULM 79 • 4-6, 1-1

#	Player	*	Total		3-Ptr		Rebounds			PF	TP	A	TO	Blk	Stl	Min
			FG-FGA	FG-FGA	FT-FTA	Off	Def	Tot								
00	Williams,Marvin	*	3-5	0-0	0-0	3	5	8	3	6	2	3	1	1	31	
01	James,Jayon	*	7-10	0-0	0-3	3	5	8	4	14	9	3	0	1	34	
10	Olatayo,Amos	*	7-14	4-9	2-2	1	7	8	1	20	0	2	0	1	34	
11	Coppola,Nick	*	2-3	0-1	0-0	0	1	1	3	4	4	3	0	0	26	
12	Ongwae,Tylor	*	10-22	4-8	1-3	0	5	5	2	25	1	1	2	1	39	
02	Harvey,DeMondre	*	1-1	0-0	0-0	1	0	1	1	2	0	0	0	0	11	
04	McCray,RJ	*	1-5	1-2	0-0	2	2	4	4	3	3	1	1	2	24	
15	Koszuta,Millaun	*	1-3	1-3	0-0	0	1	1	1	3	0	1	0	0	12	
23	Brown,Kyale	*	1-1	0-0	0-1	0	0	0	0	2	0	0	0	1	14	
	Team					1	1	2								
Totals			33-64	10-23	3-9	11	27	38	19	79	19	14	4	7	225	

FG % 1st Half: 13-24 54.2% 2nd half: 17-31 54.8% OT: 3-9 33.3% Game: 33-64 51.6% Deadball
3FG % 1st Half: 5-9 55.6% 2nd half: 3-10 30.0% OT: 2-4 50.0% Game: 10-23 43.5% Rebounds
FT % 1st Half: 3-8 37.5% 2nd half: 0-1 0.0% OT: 0-0 0.0% Game: 3-9 33.3% 2

UT Arlington 83 • 6-9, 1-2

#	Player	*	Total		3-Ptr		Rebounds			PF	TP	A	TO	Blk	Stl	Min
			FG-FGA	FG-FGA	FT-FTA	Off	Def	Tot								
03	Outler, Jamel	*	6-17	5-11	3-7	2	4	6	0	20	0	2	0	1	38	
11	Williams, Brandon	*	2-3	0-0	1-1	3	4	7	1	5	0	0	0	0	13	
12	White-Miller, Shaq	*	3-5	3-5	0-0	1	0	1	0	9	8	4	0	0	41	
22	McClanahan, Lonnie	*	9-19	0-1	7-13	2	4	6	2	25	7	2	0	4	41	
35	Edwards, Brandon	*	6-12	5-8	0-1	6	4	10	2	17	0	0	5	1	39	
05	Lagerson, Stuart		0-2	0-1	1-2	0	3	3	1	1	0	1	0	0	12	
13	Dillard, Vincent		1-2	0-1	0-0	0	0	0	2	2	0	1	0	0	11	
15	McElvain, Kyle		0-1	0-1	0-0	0	1	1	0	0	0	0	0	0	5	
44	Walker, Anthony		2-3	0-0	0-0	1	3	4	2	4	0	1	1	0	18	
45	Bilbao, Jorge		0-1	0-1	0-0	0	0	0	2	0	1	0	0	0	7	
	Team					2	1	3								
	Totals		29-65	13-29	12-24	17	24	41	12	83	16	11	6	6	225	

FG % 1st Half: 14-29 48.3% 2nd half: 11-30 36.7% OT: 4-6 66.7% Game: 29-65 44.6% Deadball
3FG % 1st Half: 7-15 46.7% 2nd half: 4-11 36.4% OT: 2-3 66.7% Game: 13-29 44.8% Rebounds
FT % 1st Half: 3-4 75.0% 2nd half: 7-14 50.0% OT: 2-6 33.3% Game: 12-24 50.0% 4

Officials: Hal Lusk, Sean Casey, Steve Pyatt
Technical fouls: ULM-None. UT Arlington-None.
Attendance: 1059

Score by periods	1st	2nd	OT	Total
ULM	34	37	8	79
UT Arlington	38	33	12	83

HOME COURT ADVANTAGE

387-164 All-Time in Fant-Ewing Coliseum

ULM RECORDS IN FANT-EWING

Year	Games	Record	Pct.	Avg. Attend.
1971-72	10	6-4	.600	4,190
1972-73	11	8-3	.727	3,232
1973-74	11	8-3	.727	3,250
1974-75	12	11-1	.917	3,454
1975-76	13	10-3	.769	5,451
1976-77	13	9-4	.692	5,073
1977-78	13	10-3	.769	4,459
1978-79	16	15-1	.937	5,215
1979-80	14	10-4	.714	3,678
1980-81	16	8-8	.500	3,067
1981-82	16	13-3	.812	3,808
1982-83	14	12-2	.857	2,946
1983-84	16	11-5	.688	2,098
1984-85	13	9-4	.692	2,380
1985-86	15	14-1	.933	2,114
1986-87	13	8-5	.615	2,582
1987-88	12	10-2	.833	2,582
1988-89	12	8-4	.667	2,861
1989-90	14	13-1	.928	2,949
1990-91	14	14-0	1.000	3,327
1991-92	12	9-3	.750	2,710
1992-93	14	14-0	1.000	3,892
1993-94	14	10-4	.714	3,351
1994-95	12	9-3	.750	3,619
1995-96	11	8-3	.727	2,182
1996-97	12	9-3	.750	1,822
1997-98	11	7-4	.636	1,301
1998-99	11	7-4	.636	1,913
1999-00	14	11-3	.786	2,003
2000-01	13	9-4	.692	935
2001-02	12	12-0	1.000	3,437
2002-03	12	7-5	.583	1,412
2003-04	13	9-4	.692	1,624
2004-05	13	6-7	.462	1,296
2005-06	13	8-5	.615	793
2006-07	14	14-0	1.000	1,952
2007-08	12	5-7	.417	1,338
2008-09	14	8-6	.571	907
2009-10	14	8-6	.571	1,398
2010-11	13	4-9	.308	1,400
2011-12	13	0-13	.000	1,438
2012-13	12	3-9	.250	1,255
2013-14	4	3-1	.750	2,024
TOTALS	526	387-164	.702	



Warhawks Men's Basketball

University of Louisiana at Monroe



Number of times in 2013-14 a ULM student-athlete has led the team in...

Points		Marvin Williams	1	Blocks		Tylor Ongwae	5
Tylor Ongwae	4			Tylor Ongwae	5		
Amos Olatayo	3	Free Throws Made		Amos Olatayo	3		
Marvin Williams	2	Tylor Ongwae	4	Marvin Williams	2		
Jayon James	1	Jayon James	3	Jayon James	2		
		Nick Coppola	1	Millaun Brown	1		
Rebounds		R.J. McCray	1	DeMondre Harvey	1		
Jayon James	5	Amos Olatayo	1	Evan Sims	1		
Marvin Williams	3						
Amos Olatayo	2	Free Throw Attempts		Steals			
DeMondre Harvey	1	Jayon James	4	Jayon James	5		
Tylor Ongwae	1	Tylor Ongwae	4	Tylor Ongwae	4		
		Amos Olatayo	2	Amos Olatayo	3		
Assists		Nick Coppola	1	R.J. McCray	3		
Jayon James	6	R.J. McCray	1	Nick Coppola	2		
Nick Coppola	5			DeMondre Harvey	2		
R.J. McCray	2	3FG Made		Kyle Koszuta	2		
Daniel Grieves	1	Amos Olatayo	7	Chinedu Amajoyi	1		
Kyle Koszuta	1	Daniel Grieves	4				
Tylor Ongwae	1	Tylor Ongwae	4	Minutes			
		Kyle Koszuta	3	Jayon James	4		
Field Goals Made		Nick Coppola	1	Tylor Ongwae	3		
Tylor Ongwae	5	R.J. McCray	1	Nick Coppola	2		
Amos Olatayo	3			Amos Olatayo	2		
Marvin Williams	2	3FG Attempts		Daniel Grieves	1		
Jayon James	1	Amos Olatayo	6	Kyle Koszuta	1		
		Daniel Grieves	4	R.J. McCray	1		
Field Goal Attempts		Nick Coppola	1				
Amos Olatayo	4	Kyle Koszuta	1				
Tylor Ongwae	4						
Daniel Grieves	1						

Note: If multiple student-athletes tie in a category in a single game, they all receive credit for leading the team

Double-Doubles

2013-14 Season

Marvin Williams (1)
13 pt, 10 reb at NSU (11/21/13)

Jayon James (1)

16 pt, 12 reb vs. ULL (1/4/14)

Tylor Ongwae (1)

27 pt, 11 reb vs. ULL (1/4/14)

Career

Jayon James (6)

10 pt, 12 reb vs SLU (12/10/12)

26 pt, 10 reb vs FAU (12/12/12)

11 pt, 12 reb vs SU (12/13/12)

19 pt, 10 reb at NT (1/5/13)

11 pt, 15 ast at FIU (2/2/13)

16 pt, 12 reb vs. ULL (1/4/14)

Individual Career Totals for Returning Student-Athletes

Only includes statistics at ULM

Points

A. Olatayo	513
M. Hansberry	390
R.J. McCray	384
J. James	362
M. Brown	183
K. Koszuta	130

Steals

R.J. McCray	58
J. James	52
M. Hansberry	46
A. Olatayo	43
K. Koszuta	30
M. Brown	27

Field Goals M-A

A. Olatayo	227-487
M. Hansberry	142-353
R.J. McCray	137-328
J. James	139-321
M. Brown	81-146
K. Koszuta	43-116

Free Throws M-A

A. Olatayo	88-149
J. James	81-157
R.J. McCray	80-124
M. Hansberry	80-124
M. Brown	21-53
K. Koszuta	13-20

Rebounds

J. James	238
A. Olatayo	191
M. Brown	171
R.J. McCray	145
M. Hansberry	137
K. Koszuta	31

Three-Pointers M-A

A. Olatayo	41-132
K. Koszuta	31-78
R.J. McCray	30-90
M. Hansberry	26-107
J. James	3-29

Assists

J. James	180
R.J. McCray	120
M. Hansberry	110
K. Koszuta	52
A. Olatayo	29
M. Brown	13

Games/Starts

R.J. McCray	87/35
M. Hansberry	71/28
J. James	37/36
M. Brown	37/25
K. Koszuta	37/2
A. Olatayo	33/29

Minutes

R.J. McCray	1753
M. Hansberry	1387
J. James	1267
A. Olatayo	1005
M. Brown	859
K. Koszuta	546

Blocks

A. Olatayo	16
R.J. McCray	14
J. James	13
M. Brown	10
M. Hansberry	2

Double-Figures and Categorical Highs

Double-Figures	Season 10+ Points	Season 10+ Rebs	Season 10+ Asts
Tylor Ongwae	8 times (20+ 4 times)	1 time	
Amos Olatayo	8 times (20+ 3 times)		
Jayon James	6 times	2 times	
Marvin Williams	4 times	1 time	
Nick Coppola	1 time		
Daniel Grieves	1 time		
DeMondre Harvey	1 time		
R.J. McCray	1 time		

Double-Figures	Career 10+ Points	Career 10+ Rebs	Career 10+ Asts
Amos Olatayo	25 times (20+ 12 times)	1 time	
Jayon James	19 times (20+ 1 time)	8 times	2 times
Marcelis Hansberry	15 times (20+ 1 time)		
R.J. McCray	12 times		
Tylor Ongwae	8 times (20+ 4 times)	1 time	
Millaun Brown	5 times (20+ 1 time)	1 time	
Marvin Williams	4 times	1 time	
Kyle Koszuta	3 times		
Nick Coppola	1 time		
Daniel Grieves	1 time		
DeMondre Harvey	1 time		

Single-Game Categorical Highs 2013-14

Points	Amos Olatayo - 30, at NSU
Field Goals Made	Amos Olatayo/Tylor Ongwae - 11 (Olatayo at NSU) (Ongwae vs ULL)
3FG Made	Amos Olatayo/Tylor Ongwae - 4 (Both at UTA)
Free Throws Made	Jayon James/Tylor Ongwae - 9 (James at NSU) (Ongwae vs. THOM)
Rebounds	Jayon James - 12 (vs. UL-Lafayette)
Assists	Jayon James - 9 (at UTA)
Steals	Tylor Ongwae - 4 (vs. Thomas)
Blocks	Amos Olatayo - 5 (vs. UL-Lafayette)



Warhawks Men's Basketball

University of Louisiana at Monroe



The Last Time ULM...

Scored 100 or more points
Scored 90 or more points
Scored 80 or more points
Scored fewer than 40 points
Held an opponent to under 50 points
Held an opponent to under 40 points
Won by 30 or more points
Won by 40 or more points
Won by 50 or more points
Won by 60 or more points
Had four double-digit scorers
Had five double-digit scorers
Had no double-digit scorers
Had 20 or more assists
Had 10 or fewer assists
Had 10 or more blocks
Had 10 or more steals
Had 20 or more turnovers
Had 10 or fewer turnovers
Made 30 or more field goals
Made 40 or more field goals
Made 50 or more field goals
Shot over 50 pct from field
Shot over 60 pct from field
Shot less than 30 pct from field
Made 10 or more 3-pointers
Made 15 or more 3-pointers
Shot over 50 pct from 3FG
Shot over 60 pct from 3FG
Shot less than 20 pct from 3FG
Made 20 or more free throws
Made 30 or more free throws
Shot over 80 pct free throws
Shot over 90 pct free throws
Won on a buzzer beater
Lost on a buzzer beater
Won on the last possession
Lost on the last possession
Won in overtime
Won in double overtime
Won in triple overtime
Had two double-doubles in one game
Had two 20+ scorers in one game

A ULM Player...

Had a double-double (pts-rbs)
Had a double-double (pts-asts)
Had a triple-double
Had 20 points or more
Had 30 points or more
Had 40 points or more
Had 50 points or more
Made 10 or more field goals
Made 15 or more field goals
Made five or more 3FG
Made 10 or more FT
Had 10 or more rebounds
Had 15 or more rebounds
Had 20 or more rebounds
Had 25 or more rebounds
Had 30 or more rebounds
Had 10 or more assists
Had 15 or more assists
Had five or more steals
Had 10 or more steals
Had five or more blocks
Had 10 or more blocks
Played 40 minutes or more

105, vs. UL-Lafayette (1/4/2014)
105, vs. UL-Lafayette (1/4/2014)
105, vs. UL-Lafayette (1/4/2014)
31, at No. 3 Ohio State (12/27/2013)
46, vs. Centenary (12/11/2010)
37, vs. LeTourneau (11/25/1991)
34, vs. Samford (11/18/2013)
54, vs. Union College (1/3/2009)
54, vs. Union College (1/3/2009)
63, vs. LeTourneau (11/25/1991)
(5) vs. UL-Lafayette (1/4/2014)
vs. UL-Lafayette (1/4/2014)
at No. 3 Ohio State (12/27/2013)
20, at FIU (2/2/2013)
4, at No. 3 Ohio State (12/27/2013)
11, vs. UL-Lafayette (1/4/2014)
10, at LSU (12/14/2013)
20, vs. Thomas (12/9/2013)
9, vs. North Texas (2/14/2013)
33, at UT Arlington (1/9/2014)
41, vs. Texas College (12/22/2003)
51, vs. Georgia Southern (2/8/1979)
.516 (33-64), at UT Arlington (1/9/2014)
.620 (31-50), at Nicholls State (11/28/2011)
.185 (10-54) at No. 3 Ohio State (12/27/2013)
10, at UT Arlington (1/9/2014)
15, vs. Middle Tennessee (1/24/2008)
.563 (9-16), vs. North Texas (2/14/2013)
.615 (8-13), at UL-Lafayette (1/22/2011)
.167 (3-18), at No. 3 Ohio State (12/27/2013)
24, vs. UL-Lafayette (1/4/2014)
30, vs. Troy (12/31/2009)
.850 (17-20), at North Texas (1/5/2013)
1.000 (5-5), at Texas A&M (12/10/2011)
W, 60-58, vs. SFA (Malcolm Thomas Jumper) (11/25/2008)
L, 76-73, at La. Tech (Kyle Gibson 3FG) (12/2/2009)
W, 65-64, vs. FAU (Trent Mackey 3FG, 8 secs) (12/29/2012)
L, 65-64, vs. SFA (Zac Downing 3FG, 4 secs) (11/23/2010)
W, 103-98 (2OT), vs. UL-Lafayette (1/4/2014)
W, 103-98 (2OT), vs. UL-Lafayette (1/4/2014)
W, 107-106 (3OT), at La. Tech (1/5/1970)
Tylor Ongwae & Jayon James, vs. UL-Lafayette (1/4/2014)
Tylor Ongwae (25) & Amos Olatayo (20), at UT Arlington (1/9/2014)

Tylor Ongwae (27-11) / Jayon James (16-12) vs. UL-Lafayette (1/4/2014)
Jayon James (11 pts and 15 asts), at FIU (2/2/2013)
Wojciech Mydra (11 pts, 10 rebs, 10 blks) vs. SHSU (1/24/2002)
Tylor Ongwae (25) / Amos Olatayo (20), at UT Arlington (1/9/2014)
Amos Olatayo (30), at Northwestern State (11/21/2013)
Henry Steele (40), vs. Louisiana College (1/23/1971)
Glynn Saulters (51), vs. Nicholls State (1/1/1968)
Tylor Ongwae (10), at UT Arlington (1/9/2014)
Mike Smith (15), vs. Houston (12/15/1999)
Trent Mackey (5), vs. North Texas (2/14/2013)
Tommie Sykes (14-18), vs. Union College (1/4/2011)
Jayon James (12) / Tylor Ongwae (11), vs. UL-Lafayette (1/4/2014)
Lance Brasher (17), vs. Middle Tennessee (1/24/2008)
DeAndre Alexander (20), vs. Lamar (3/2/2005)
Calvin Natt (25), vs. Miss. State (12/5/1978)
Calvin Natt (31) vs. Georgia Southern (12/29/1976)
Jayon James (10), vs. Arkansas State (2/16/2013)
Larry Saults (19), vs. Mississippi College (1/7/1970)
Jayon James (6), vs. WKU (3/8/2013)
Arthur Hayes (10), vs. McNeese State (1983)
Amos Olatayo (5), vs. UL-Lafayette (1/4/2014)
Wojciech Mydra (13), vs. UTSA (3/2/2002)
Tylor Ongwae (46) / Amos Olatayo (45) vs. UL-Lafayette (1/4/2014)

MISCELLANEOUS STATS 2013-14

Largest halftime lead

24, vs. Thomas, 46-22

Largest halftime deficit

21, at No. 3 OSU, 41-20

Largest halftime lead surrendered in a loss

None (have held three halftime leads)

Largest halftime deficit overcome in a win

6, at NSU, 35-29 (won 84-80)

Largest lead any time

41, vs. Samford, 84-43, 3:01 left 2H

Largest deficit any time

40, at No. 3 OSU, 71-31, 58 secs left 2H

Largest margin of victory

34, vs. Samford, 86-52 (11/18/13)

Largest margin of defeat

40, at No. 3 OSU, 71-31 (12/27/13)

Most points scored in a half

46, vs. Thomas, first half

Fewest points scored in a half

11, at No. 3 OSU, second half

Most points allowed in a half

48, vs. LA Tech, first half

Fewest points allowed in a half

25, vs. Samford, second half

Largest Rebounding Advantage

+18, vs. Thomas, 41-23

Largest Rebounding Disadvantage

-9, at Kansas, 36-27

Highest Plus Turnover Differential

+5, vs. Samford, 15-10

Highest Minus Turnover Differential

-14, at NSU, 29-15

Most 3FG Made In a Game

10, at UT Arlington (10-23)

Most 3FG Allowed in a Game

13, at UT Arlington (13-29)



Warhawks Men's Basketball

University of Louisiana at Monroe



2013-14 ULM MEN'S BASKETBALL ULM Combined Team Statistics (as of Jan 10, 2014) All games

Overall Stats

RECORD:	OVERALL	HOME	AWAY	NEUTRAL
ALL GAMES	4-6	3-1	1-5	0-0
CONFERENCE	1-1	1-0	0-1	0-0
NON-CONFERENCE	3-5	2-1	1-4	0-0

#	Player	gp-gs	min	avg	Total		3-Point		F-Throw		Rebounds						a	to	blk	stl	pts	avg
					fg-fga	fg%	3fg-fga	3fg%	ft-fga	ft%	off	def	tot	avg	pf	dq						
12	Ongwae,Tylor	10-10	273	27.3	55-120	.458	11-32	.344	31-39	.795	17	33	50	5.0	23	1	14	16	13	11	152	15.2
10	Olatayo,Amos	10-10	296	29.6	57-120	.475	17-47	.362	18-30	.600	18	40	58	5.8	18	0	8	24	7	10	149	14.9
01	James,Jayon	10-10	300	30.0	39-74	.527	0-2	.000	30-46	.652	17	56	73	7.3	29	1	43	24	3	13	108	10.8
00	Williams,Marvin	10-9	247	24.7	41-84	.488	1-2	.500	12-21	.571	20	27	47	4.7	31	2	7	20	8	6	95	9.5
04	McCray,RJ	10-1	158	15.8	14-41	.341	3-9	.333	15-20	.750	5	12	17	1.7	9	0	16	9	2	10	46	4.6
33	Grieves,Daniel	8-0	107	13.4	12-33	.364	9-25	.360	0-1	.000	2	9	11	1.4	14	0	4	6	0	2	33	4.1
11	Coppola,Nick	10-10	268	26.8	12-41	.293	2-11	.182	12-19	.632	4	22	26	2.6	18	0	39	26	0	3	38	3.8
15	Koszuta,Kyle	10-0	132	13.2	11-33	.333	7-24	.292	0-2	.000	1	5	6	0.6	9	0	4	6	0	7	29	2.9
02	Harvey,DeMondre	10-0	126	12.6	10-21	.476	0-0	.000	6-12	.500	13	28	41	4.1	17	0	5	9	2	7	26	2.6
34	Carswell II,Leon	1-0	5	5.0	0-0	.000	0-0	.000	2-2	1.000	0	2	2	2.0	1	0	0	2	0	0	2	2.0
23	Brown,Millaun	10-0	117	11.7	7-16	.438	0-0	.000	4-11	.364	13	13	26	2.6	19	1	0	8	2	3	18	1.8
13	Amajoyi,Chinedu	6-0	31	5.2	3-7	.429	0-2	.000	4-6	.667	3	4	7	1.2	1	0	0	3	0	1	10	1.7
20	Sims,Evan	4-0	38	9.5	0-8	.000	0-1	.000	1-4	.250	2	4	6	1.5	8	0	1	5	1	0	1	0.3
35	Ponder,Colten	1-0	2	2.0	0-0	.000	0-0	.000	0-0	.000	0	0	0	0.0	0	0	0	0	0	0	0	0.0
Team											14	14	28				6					
Total.....		10	2100		261-598	.436	50-155	.323	135-213	.634	129	269	398	39.8	197	5	141	164	38	73	707	70.7
Opponents.....		10	2100		262-602	.435	69-207	.333	151-232	.651	113	250	363	36.3	186	-	144	130	57	89	744	74.4

TEAM STATISTICS	ULM	OPP
SCORING	707	744
Points per game	70.7	74.4
Scoring margin	-3.7	-
FIELD GOALS-ATT	261-598	262-602
Field goal pct	.436	.435
3 POINT FG-ATT	50-155	69-207
3-point FG pct	.323	.333
3-pt FG made per game	5.0	6.9
FREE THROWS-ATT	135-213	151-232
Free throw pct	.634	.651
F-Throws made per game	13.5	15.1
REBOUNDS	398	363
Rebounds per game	39.8	36.3
Rebounding margin	+3.5	-
ASSISTS	141	144
Assists per game	14.1	14.4
TURNOVERS	164	130
Turnovers per game	16.4	13.0
Turnover margin	-3.4	-
Assist/turnover ratio	0.9	1.1
STEALS	73	89
Steals per game	7.3	8.9
BLOCKS	38	57
Blocks per game	3.8	5.7
ATTENDANCE	8093	50993
Home games-Avg/Game	4-2023	6-8499
Neutral site-Avg/Game	-	0-0

Date	Opponent	Score	Att.
11/08/13	at Kansas	L 63-80	16300
11/18/13	SAMFORD	W 86-52	1503
11/21/13	at Northwestern State	Wot 84-80	1723
12/09/13	THOMAS	W 84-61	1001
12/14/13	at LSU	L 54-61	7623
12/18/13	at Ole Miss	L 62-75	5754
12/22/13	LOUISIANA TECH	L 61-83	4107
* 01/04/14	ULL	Wo2 103-98	1482
12/27/13	at Ohio State	L 31-71	18534
* 1/9/2014	at UT Arlington	Lot 79-83	1059

* - Conference game

Number of ULM Double-Figure Scorers by Game

Five Double-Figure Scorers (1)

vs. ULL
(Ongwae/Olatayo/James/Williams/McCray)

Four Double-Figure Scorers (3)

vs. Samford (Olatayo/James/Ongwae/
Grieves)
at NSU (Olatayo/James/Williams/Ongwae)
vs. Thomas (Ongwae/Harvey/Williams/
James)

Three Double-Figure Scorers (4)

at No. 5 Kansas (Williams/Olatayo/Coppola)
at LSU (Williams/Olatayo/Ongwae)
vs. LA Tech (Ongwae/James/Olatayo)
at UTA (Ongwae/Olatayo/James)

Two Double-Figure Scorers (1)

at Ole Miss (Olatayo/Ongwae)

Zero Double-Figure Scorers (1)

at No. 3 Ohio State

Score by Periods	1st	2nd	OT	OT2	Totals
ULM	328	332	29	18	707
Opponents	349	353	29	13	744



Warhawks Men's Basketball

University of Louisiana at Monroe



2013-14 ULM MEN'S BASKETBALL ULM Combined Team Statistics (as of Jan 10, 2014) Conference games

Conference Only

RECORD:	OVERALL	HOME	AWAY	NEUTRAL
ALL GAMES	1-1	1-0	0-1	0-0
CONFERENCE	1-1	1-0	0-1	0-0
NON-CONFERENCE	0-0	0-0	0-0	0-0

#	Player	gp-gs	min	avg	Total		3-Point		F-Throw		Rebounds				pf	dq	a	to	blk	stl	pts	avg
					fg-fga	fg%	3fg-fga	3fg%	ft-fga	ft%	off	def	tot	avg								
12	Ongwae, Tylor	2-2	85	42.5	21-43	.488	5-15	.333	5-7	.714	4	12	16	8.0	6	0	3	4	5	2	52	26.0
10	Olatayo, Amos	2-2	79	39.5	13-32	.406	6-18	.333	4-6	.667	4	10	14	7.0	2	0	2	6	5	2	36	18.0
01	James, Jayon	2-2	72	36.0	13-17	.765	0-0	.000	4-9	.444	5	15	20	10.0	9	1	14	6	0	3	30	15.0
00	Williams, Marvin	2-2	60	30.0	9-19	.474	0-0	.000	4-5	.800	7	6	13	6.5	7	0	3	3	3	2	22	11.0
04	McCray, RJ	2-0	47	23.5	4-13	.308	1-4	.250	5-8	.625	2	2	4	2.0	4	0	4	1	1	3	14	7.0
15	Koszuta, Kyle	2-0	25	12.5	3-6	.500	3-5	.600	0-2	.000	0	2	2	1.0	2	0	1	1	0	1	9	4.5
11	Coppola, Nick	2-2	55	27.5	2-5	.400	0-1	.000	4-7	.571	1	4	5	2.5	7	0	6	4	0	0	8	4.0
23	Brown, Millaun	2-0	32	16.0	3-5	.600	0-0	.000	1-7	.143	5	3	8	4.0	3	0	0	1	1	1	7	3.5
02	Harvey, DeMondre	2-0	20	10.0	2-3	.667	0-0	.000	0-1	.000	2	2	4	2.0	3	0	0	1	0	0	4	2.0
Team											2	4	6					1				
Total.....		2	475		70-143	.490	15-43	.349	27-52	.519	32	60	92	46.0	43	1	33	28	15	14	182	91.0
Opponents.....		2	475		61-140	.436	22-53	.415	37-59	.627	30	55	85	42.5	43	-	37	24	12	16	181	90.5

TEAM STATISTICS	ULM	OPP
SCORING	182	181
Points per game	91.0	90.5
Scoring margin	+0.5	-
FIELD GOALS-ATT	70-143	61-140
Field goal pct	.490	.436
3 POINT FG-ATT	15-43	22-53
3-point FG pct	.349	.415
3-pt FG made per game	7.5	11.0
FREE THROWS-ATT	27-52	37-59
Free throw pct	.519	.627
F-Throws made per game	13.5	18.5
REBOUNDS	92	85
Rebounds per game	46.0	42.5
Rebounding margin	+3.5	-
ASSISTS	33	37
Assists per game	16.5	18.5
TURNOVERS	28	24
Turnovers per game	14.0	12.0
Turnover margin	-2.0	-
Assist/turnover ratio	1.2	1.5
STEALS	14	16
Steals per game	7.0	8.0
BLOCKS	15	12
Blocks per game	7.5	6.0
ATTENDANCE	1482	1059
Home games-Avg/Game	1-1482	1-1059
Neutral site-Avg/Game	-	0-0

Date	Opponent		Score	Att.
* 01/04/14	ULL	Wo2	103-98	1482
* 1/9/2014	at UT Arlington	Lot	79-83	1059

* - Conference game



SUN BELT™
CONFERENCE

Score by Periods	1st	2nd	OT	OT2	Totals
ULM	68	77	19	18	182
Opponents	66	79	23	13	181



	Season-High	Career-High
Pts	19, at KU (11/8/13)	19, at KU (11/8/13)
FG	8, at KU (11/8/13)	8, at KU (11/8/13)
3FG	1, vs. SAM (11/18/13)	1, vs. SAM (11/18/13)
FT	4, two times	4, two times
Ast	2, two times	2, two times
Reb	10, at NSU (11/21/13)	10, at NSU (11/21/13)
Blocks	3, vs. Thom (12/9/13)	3, vs. Thom (12/9/13)
Steals	1, five times	1, five times
Min	33, at NSU (11/21/13)	33, at NSU (11/21/13)

Totals	9	247	41-84/.488	1-2/.500	12-21/.571	20-27-47	31-2	7	20	8	9	97/9.5
--------	---	-----	------------	----------	------------	----------	------	---	----	---	---	--------



	Season-High	Career-High
Pts	11, vs. Thom (12/9/13)	11, vs. Thom (12/9/13)
FG	4, vs. Thom (12/9/13)	4, vs. Thom (12/9/13)
3FG	N/A	N/A
FT	3, vs. Thom (12/9/13)	3, vs. Thom (12/9/13)
Ast	2, vs. LA Tech (12/22/13)	2, vs. LA Tech (12/22/13)
Reb	8, at Miss (12/18/13)	8, at Miss (12/18/13)
Blocks	1, two times	1, two times
Steals	2, vs. LA Tech (12/22/13)	2, vs. LA Tech (12/22/13)
Min	19, at OSU (12/27/13)	19, at OSU (12/27/13)

Totals	126	10-21/.476	0-0	6-12/.500	13-28-41	17-0	5	9	2	7	26/2.6
--------	-----	------------	-----	-----------	----------	------	---	---	---	---	--------



	Season-High	Career-High
Pts	17, at NSU (11/21/13)	26, vs. FAU (12/29/13)
FG	7, at UTA (1/9/14)	12, vs. FAU (12/29/13)
3FG	N/A	3, at UALR (12/1/12)
FT	9, at NSU (11/21/13)	9, at NSU (11/21/13)
Ast	9, at UTA (1/9/14)	15, at FAU (2/2/13)
Reb	12, vs. ULL (1/4/14)	12, three times
Blocks	1, three times	3, vs. ULL (3/2/13)
Steals	3, at Miss (12/13/13)	6, vs. WKU (3/8/13)
Min	38, vs. ULL (1/4/14)	42, vs. Troy (1/26/13)

Totals	10	300	39-74/.527	0-2	30-46/.652	17-56-73	29-1	43	24	3	13	108/10.8
--------	----	-----	------------	-----	------------	----------	------	----	----	---	----	----------



	Season-High	Career-High
Pts	N/A	22, at UALR (2/4/12)
FG	N/A	7, at USA (1/17/13)
3FG	N/A	3, at UALR (2/4/12)
FT	N/A	5, at NT (2/16/12)
Ast	N/A	9, at USA (2/11/12)
Reb	N/A	9, at NT (2/16/12)
Blocks	N/A	1, two times
Steals	N/A	4, at USA (1/17/13)
Min	N/A	37, at FAU (1/31/13)

	ACL Injury
Totals	



Arlington, Texas | Grace Prep Academy

Opponent	Date	GS	Min	FG-FGA/Pct.	3FG-FGA	FT-FTA/PCT	O-D-T	PF-FO	A	TO	Blk	Stl	Pts/Avg
Kansas	11/8/13	9	1-2/500	0-0	3-4/.750	0-0-0	1-0	0	0	0	0		5/5.0
Samford	11/18/13	14	1-4/.250	0-2	3-3/1.000	0-1-1	0-0	2	0	0	2		5/5.0
NSU	11/21/13	11	1-3/.333	0-1	1-2/.500	0-0-0	0-0	0	1	0	0		3/4.3
Thomas	12/9/13	18	2-3/.667	0-0	0-0/.000	0-1-1	0-0	4	2	0	1		4/4.3
LSU	12/14/13	11	0-1/.000	0-0	2-2/1.000	2-3-5	2-0	5	1	0	2		2/3.8
Ole Miss	12/18/13	9	1-3/.333	0-0	1-1/1.000	0-1-1	1-0	1	1	1	0		3/3.7
La. Tech	12/22/13	* 18	3-7/.429	1-1	0-0/.000	0-2-2	1-0	0	2	0	1		7/4.1
OSU	12/27/13	21	1-5/.200	1-1	0-0/.000	1-2-3	0-0	0	1	0	1		3/4.0
ULL	1/4/14	23	3-8/.375	0-2	5-8/.625	0-0-0	0-0	1	0	0	1		11/4.8
UTA	1/9/14	24	1-5/.200	1-2	0-0/.000	2-2-4	4-0	3	1	1	2		3/4.6
TX ST													
Troy													
USA													
WKU													
GSU													
ASU													
ULL													
TX ST													
UTA													
UALR													
GSU													
WKU													
USA													
Troy													
ASU													
UALR													
Totals		1	158	14-41/.341	3-9/.333	15-20/.750	5-12-.17	9-0	16	9	2	10	49/4.6



Richmond, Va. | Benedictine Prep

Opponent	Date	GS	Min	FG-FGA/Pct.	3FG-FGA	FT-FTA/PCT	O-D-T	PF-FO	A	TO	Blk	Stl	Pts/Avg
Kansas	11/8/13	*	31	2-5/.400	1-3	5-7/.714	0-3-3	0-0	2	2	0	0	10/10.0
Samford	11/18/13	*	26	2-5/.400	0-1	1-3/.333	0-3-3	2-0	6	0	0	0	5/7.5
NSU	11/21/13	*	34	1-5/.200	0-1	0-0/.000	0-2-2	3-0	8	7	0	2	2/5.7
Thomas	12/9/13	*	22	2-3/.667	1-1	2-2/1.000	0-3-3	0-0	3	5	0	0	7/6.0
LSU	12/14/13	*	29	0-3/.000	0-1	0-0/.000	0-2-2	2-0	4	2	0	0	0/4.8
Ole Miss	12/18/13	*	31	3-6/.500	0-1	0-0/.000	2-3-5	3-0	5	3	0	0	6/5.0
La. Tech	12/22/13	*	28	0-7/.000	0-1	0-0/.000	1-1-2	0-0	4	2	0	0	0/4.3
OSU	12/27/13	*	12	0-2/.000	0-1	0-0/.000	0-1-1	1-0	1	1	0	0	0/4.0
ULL	1/4/14	*	29	0-2/.000	0-0	4-7/.571	1-3-4	4-0	2	1	0	0	0/3.8
UTA	1/9/14	*	26	2-3/.667	0-1	0-0/000	0-1-1	3-0	4	3	0	0	4/3.8
TX ST													
Troy													
USA													
WKU													
GSU													
ASU													
ULL													
TX ST													
UTA													
UALR													
GSU													
WKU													
USA													
Troy													
ASU													
UALR													
Totals		10	268	12-41/.293	2-11	12-19/.632	4-22-26	18-0	39	26	0	3	38/3.8



Houston, Texas | Navarro College

Opponent	Date	GS	Min	FG-FGA/Pct.	3FG-FGA	FT-FTA/PCT	O-D-T	PF-FO	A	TO	Blk	Stl	Pts/Avg
Kansas	11/8/13	*	33	5-10/.500	0-2	1-2/.500	1-2-3	3-0	2	4	0	1	11/11.0
Samford	11/18/13	*	25	10-13/.769	2-4	0-0/.000	2-2-4	1-0	0	2	1	1	22/16.5
NSU	11/21/13	*	37	11-13/.846	2-2	6-10/.600	2-7-9	4-0	0	6	0	2	30/21.0
Thomas	12/9/13	*	29	2-6/.333	1-4	2-2/1.000	1-4-5	1-0	3	1	0	0	7/17.5
LSU	12/14/13	*	28	4-13/.308	0-4	3-4/.750	1-7-8	2-0	0	1	1	1	11/16.2
Ole Miss	12/18/13	*	26	7-16/.438	2-5	1-4/.250	4-2-6	0-0	1	2	0	1	17/16.3
La. Tech	12/22/13	*	28	4-13/.308	3-6	0-0/.000	3-4-7	4-0	0	2	0	2	11/15.6
OSU	12/27/13	*	17	1-4/.250	1-2	1-2/.500	0-2-2	1-0	0	0	0	0	4/14.1
ULL	1/4/14	*	45	6-18/.333	2-9	2-4/.500	3-3-6	1-0	2	4	5	1	16/14.3
UTA	1/9/14	*	34	7-14/.500	4-9	2-2/1.000	1-7-8	1-0	0	2	0	1	20/14.9
TX ST													
Troy													
USA													
WKU													
GSU													
ASU													
ULL													
TX ST													
UTA													
UALR													
GSU													
WKU													
USA													
Troy													
ASU													
UALR													
Totals		10	296	57-120/.475	17-47/.362	18-30/.600	18-40-58	18-0	8	24	7	10	149/14.9



Eldoret, Kenya | Ranger College

Opponent	Date	GS	Min	FG-FGA/Pct.	3FG-FGA	FT-FTA/PCT	O-D-T	PF-FO	A	TO	Bk	Stl	Pts/Avg
Kansas	11/8/13	*	15	1-4/.250	0-2	2-2/1.000	1-1-2	5-1	3	1	0	1	4/4.0
Samford	11/18/13	*	25	5-11/.455	0-1	4-5/.800	3-2-5	0-0	3	1	1	2	14/9.0
NSU	11/21/13	*	29	3-6/.500	1-1	4-6/.667	0-5-5	4-0	1	5	2	0	11/9.7
Thomas	12/9/13	*	28	6-11/.545	1-3	9-10/.900	3-4-7	0-0	4	0	1	4	22/12.8
LSU	12/14/13	*	26	4-10/.400	0-0	4-4/1.000	1-2-3	2-0	0	1	0	2	12/12.6
Ole Miss	12/18/13	*	21	4-9/.444	2-4	2-2/1.000	0-2-2	2-0	0	2	2	0	12/12.5
La. Tech	12/22/13	*	35	9-19/.474	1-4	1-3/.333	2-3-5	3-0	0	2	2	0	20/13.6
OSU	12/27/13	*	13	2-7/.286	1-2	0-0/.000	3-2-5	1-0	0	0	0	0	5/12.5
ULL	1/4/14	*	46	11-21/.524	1-7	4-4/1.000	4-7-11	4-0	2	3	3	1	27/14.1
UTA	1/9/14	*	39	10-22/.455	4-8	1-3/.333	0-5-5	2-0	1	1	2	1	25/15.2
TX ST													
Troy													
USA													
WKU													
GSU													
ASU													
ULL													
TX ST													
UTA													
UALR													
GSU													
WKU													
USA													
Troy													
ASU													
UALR													
Totals		10	273	55-120/.458	11-32/.344	31-39/.795	17-33-.50	23-1	14	16	13	11	152/15.2



	Season-High	Career-High
Pts	6, vs. SAM (11/18/13)	6, vs. SAM (11/18/13)
FG	2, vs. SAM (11/18/13)	2, vs. SAM (11/18/13)
3FG	N/A	N/A
FT	2, two times	2, two times
Ast	N/A	N/A
Reb	5, at OSU (12/27/13)	5, at OSU (12/27/13)
Blocks	N/A	N/A
Steals	1, at OSU (12/27/13)	1, at OSU (12/27/13)
Min	14, at OSU (12/27/13))	14, at OSU (12/27/13)



20 Evan Sims

Junior | Forward | 6-8 | 235
Houston, Texas | Lamar State-Port Arthur

	Season-High	Career-High				
Pts	1, at KU (11/8/13)	1, at KU (11/8/13)				
FG	N/A	N/A				
3FG	N/A	N/A				
FT	1, at KU (11/8/13)	1, at KU (11/8/13)				
Ast	1, at KU (11/8/13)	1, at KU (11/8/13)				
Reb	3, at KU (11/8/13)	3, at KU (11/8/13)				
Blocks	1, at OSU (12/27/13)	1, at OSU (12/27/13)				
Steals	N/A	N/A				
Min	15, at OSU (12/27/13)	15, at OSU (12/27/13)				

Opponent	Date	GS	Min	FG-FGA/Pct.	3FG-FGA	FT-FTA/PCT	O-D-T	PF-FO	A	TB	Bk	Stl	Pts/Avg
Kansas	11/8/13	12		0-2/.000	0-0	1-4/.250	0-3-3	4-0	1	1	0	0	1/1.0
Samford	11/18/13	7		0-1/.000	0-0	0-0/.000	0-1-1	1-0	0	1	0	0	0/0.5
NSU	11/21/13					DNP							
Thomas	12/9/13	4		0-1/.000	0-0	0-0/.000	0-0-0	1-0	0	1	0	0	0/0.3
LSU	12/14/13					DNP							
Ole Miss	12/18/13					DNP							
La. Tech	12/22/13					DNP							
OSU	12/27/13	15		0-4/.000	0-1	0-0/.000	2-0-2	2-0	0	2	1	0	0/0.3
ULL	1/4/14					DNP							
UTA	1/9/14					DNP							
TX ST													
Troy													
USA													
WKU													
GSU													
ASU													
ULL													
TX ST													
UTA													
UALR													
GSU													
WKU													
USA													
Troy													
ASU													
UALR													
Totals		38		0-8/.000	0-1	1-4/.250	2-4-6	8-0	1	5	1	0	1/0.3



	Season-High	Career-High
Pts	7, vs. Thomas (12/9/13)	15, vs. WKU (3/8/13)
FG	3, vs. Thomas (12/9/13)	5, vs. WKU (3/8/13)
3FG	2, two times	4, vs. WKU (3/8/13)
FT	N/A	4, vs. ASU (2/16/13)
Ast	1, four times	6, vs. FAU (12/29/12)
Reb	2, at Miss (12/18/13)	3, vs. WKU (3/8/13)
Blocks	N/A	N/A
Steals	2, two times	4, vs. FAU (12/29/12)
Min	21, two times	36, vs. WKU (3/8/13)

22 Lance Richard
Freshman | Guard | 5-10 | 170
Monroe, La. | Sterlington HS

	Season-High	Career-High
Pts	N/A	N/A
FG	N/A	N/A
3FG	N/A	N/A
FT	N/A	N/A
Asst	N/A	N/A
Reb	N/A	N/A
Blocks	N/A	N/A
Steals	N/A	N/A
Min	N/A	N/A

Opponent	Date	GS	Min	FG-FGA/Pct.	3FG-FGA	FT-FTA/PCT	Q-D-T	PF-FO	A	TO	Blk	Stl	Pts/Avg
Kansas	11/8/13					DNP							
Samford	11/18/13					DNP							
NSU	11/21/13					DNP							
Thomas	12/9/13					DNP							
LSU	12/14/13					DNP							
Ole Miss	12/18/13					DNP							
La. Tech	12/22/13					DNP							
OSU	12/27/13					DNP							
ULL	1/4/14					DNP							
UTA	1/9/14					DNP							
TX ST													
Troy													
USA													
WKU													
GSU													
ASU													
ULL													
TX ST													
UTA													
UALR													
GSU													
WKU													
USA													
Troy													
ASU													
UALR													
Totals													

Redshirting



23 Millann Brown

Senior | Forward | 6-7 | 230
Gunnison, Miss. | East Mississippi CC

	Season-High	Career-High
Pts	5, vs. ULL (1/4/14)	21, vs. NT (2/14/13)
FG	2, vs. ULL (1/4/14)	9, vs. NT (2/14/13)
3FG	N/A	N/A
FT	2, at KU (11/8/13)	3, at NT (2/14/13)
Ast	N/A	4, vs. WKU (3/8/13)
Reb	8, vs. ULL (1/4/14)	12, vs. WKU (2/21/13)
Blocks	1, two times	2, at FIU (2/2/13)
Steals	1, three times	3, vs. LTU (11/24/12)
Min	18, vs. ULL (1/4/14)	36, at ASU (1/19/13)

Opponent	Date	GS	Min	FG-FGA/Pct.	3FG-FGA	FT-FTA/PCT	O-D-T	PF-FO	A	TO	Blk	Stl	Pts/Avg
Kansas	11/8/13	4	0-1/.000	0-0	2-2/1.000	0-0-0	2-0	0	0	0	0	0	2/2.0
Samford	11/18/13	12	0-3/.000	0-0	0-0/000	3-1-4	3-0	0	1	0	0	0	0/1.0
NSU	11/21/13	12	1-1/1.000	0-0	0-0/000	1-2-3	1-0	0	1	0	0	0	2/1.3
Thomas	12/9/13	14	0-1/.000	0-0	1-2/.500	2-3-5	3-0	0	1	0	1	1	1/1.3
LSU	12/14/13	12	1-2/.500	0-0	0-0/000	0-1-1	2-0	0	0	1	0	0	2/1.4
Ole Miss	12/18/13	15	1-1/1.000	0-0	0-0/000	1-2-3	0-0	0	2	0	1	1	3/1.5
La. Tech	12/22/13	3	0-0/.000	0-0	0-0/000	0-0-0	0-0	0	0	0	0	0	0/1.3
OSU	12/27/13	13	1-2/.500	0-0	0-0/000	1-1-2	5-1	0	2	0	0	0	2/1.4
ULL	1/4/14	18	2-4/.500	0-0	1-6/.167	5-3-8	3-0	0	1	1	0	0	5/1.8
UTA	1/9/14	14	1-1/1.000	0-0	0-1/.000	0-0-0	0-0	0	0	0	0	1	2/1.8
TX ST													
Troy													
USA													
WKU													
GSU													
ASU													
ULL													
TX ST													
UTA													
UALR													
GSU													
WKU													
USA													
Troy													
ASU													
UALR													
Totals		117	7-16/.438	0-0	4-11/.364	13-13-26	19-1	0	8	2	3	3	18/1.8



34 Leon Carswell JJ

Junior | Forward | 6-3 | 225
Bossier City, La. | Hannibal-LaGrange Univ.

	Season-High	Career-High
Pts	2, at OSU (12/27/13)	2, at OSU (12/27/13)
FG	N/A	N/A
3FG	N/A	N/A
FT	2, at OSU (12/27/13)	2, at OSU (12/27/13)
Ast	N/A	N/A
Reb	2, at OSU (12/27/13)	2, at OSU (12/27/13)
Blocks	N/A	N/A
Steals	N/A	N/A
Min	5, at OSU (12/27/13)	5, at OSU (12/27/13)

Opponent	Date	GS	Min	FG-FGA/Pct.	3FG-FGA	FT-FTA/PCT	O-D-T	PF-FO	A	TO	Blk	Stl	Pts/Avg
Kansas	11/8/13					DNP							
Samford	11/18/13					DNP							
NSU	11/21/13					DNP							
Thomas	12/9/13					DNP							
LSU	12/14/13					DNP							
Ole Miss	12/18/13					DNP							
La. Tech	12/22/13					DNP							
OSU	12/27/13	5	0-0/.000	0-0	2-2/1.000	0-2-2	1-0	0	2	0	0	0	2/2.0
ULL	1/4/14					DNP							
UTA	1/9/14					DNP							
TX ST													
Troy													
USA													
WKU													
GSU													
ASU													
ULL													
TX ST													
UTA													
UALR													
GSU													
WKU													
USA													
Troy													
ASU													
UALR													
Totals		4	0-0/.000	0-0	2-2/1.000	0-2-2	1-0	0	2	0	0	0	2/2.0



33 Daniel Grieves

Sophomore | Guard | 6-6 | 210
Bay St. Louis, Miss. | Pearl River CC

	Season-High	Career-High
Pts	13, vs. SAM (11/18/13)	13, vs. SAM (11/18/13)
FG	5, vs. SAM (11/18/13)	5, vs. SAM (11/18/13)
3FG	3, vs. SAM (11/18/13)	3, vs. SAM (11/18/13)
FT	N/A	N/A
Ast	1, four times	1, four times
Reb	3, vs. SAM (11/18/13)	3, vs. SAM (11/18/13)
Blocks	N/A	N/A
Steals	1, two times	1, two times
Min	21, at OSU (12/27/13)	21, at OSU (12/27/13)

Opponent	Date	GS	Min	FG-FGA/Pct.	3FG-FGA	FT-FTA/PCT	O-D-T	PF-FO	A	TO	Blk	Stl	Pts/Avg
Kansas	11/8/13	6	2-2/1.000	2-2	0-0/.000	0-1-1	2-0	0	1	0	0	0	6/6.0
Samford	11/18/13	16	5-7/.714	3-5	0-1/.000	1-2-3	1-0	1	1	0	1	1	13/9.5
NSU	11/21/13	11	0-3/.000	0-3	0-0/000	0-2-2	1-0	0	2	0	1	0	0/6.3
Thomas	12/9/13	12	1-2/.500	1-2	0-0/000	0-2-2	1-0	0	0	0	0	0	3/5.5
LSU	12/14/13	14	2-5/.400	2-4	0-0/000	0-1-1	1-0	0	0	0	0	0	6/5.6
Ole Miss	12/18/13	19	1-3/.333	1-2	0-0/000	0-0-0	4-0	1	1	0	0	0	4/5.2
La. Tech	12/22/13	8	0-2/.000	0-2	0-0/000	0-1-1	1-0	1	1	0	0	0	0/4.4
OSU	12/27/13	21	1-9/.111	0-5	0-0/000	1-0-1	3-0	1	0	0	0	0	2/4.1
ULL	1/4/14				DNP								
UTA	1/9/14				DNP								
TX ST													
Troy													
USA													
WKU													
GSU													
ASU													
ULL													
TX ST													
UTA													
UALR													
GSU													
WKU													
USA													
Troy													
ASU													
UALR													
Totals		107	12-33/.364	9-25/.360	0-1/.000	2-9-11	14-0	4	6	0	2	2	33/4.1



35 Colten Ponder

Sophomore | Forward | 6-5 | 215
Shreveport, La. | Calvary Baptist Academy

	Season-High	Career-High
Pts	N/A	N/A
FG	N/A	N/A
3FG	N/A	N/A
FT	N/A	N/A
Asst	N/A	N/A
Reb	N/A	1, vs. LTU (11/24/12)
Blocks	N/A	N/A
Steals	N/A	N/A
Min	2, at OSU (12/27/13)	2, at OSU (12/27/13)

Opponent	Date	GS	Min	FG-FGA/Pct.	3FG-FGA	FT-FTA/PCT	O-D-T	PF-FO	A	TO	Blk	Stl	Pts/Avg
Kansas	11/8/13					DNP							
Samford	11/18/13					DNP							
NSU	11/21/13					DNP							
Thomas	12/9/13					DNP							
LSU	12/14/13					DNP							
Ole Miss	12/18/13					DNP							
La. Tech	12/22/13					DNP							
OSU	12/27/13	2	0-0/.000	0-0	0-0/.000	0-0-0	0-0	0	0	0	0	0	0/0.0
ULL	1/4/14					DNP							
UTA	1/9/14					DNP							
TX ST													
Troy													
USA													
WKU													
GSU													
ASU													
ULL													
TX ST													
UTA													
UALR													
GSU													
WKU													
USA													
Troy													
ASU													
UALR													
Totals		2	0-0/.000	0-0	0-0/.000	0-0-0	0-0	0	0	0	0	0	0/0.0



Warhawks Men's Basketball

University of Louisiana at Monroe



Media Roster



0 Marvin Williams

Junior | Center | 6-8 | 245
Memphis, Tenn.
NW Florida State College
9.5 ppg, 4.7 rpg, .488 FG%



13 Chinedu Amajoyi

Junior | Guard | 6-3 | 195
Rancho Cucamonga, Calif.
Kilgore College
1.7 ppg, 1.2 rpg, .429 FG%



1 Jayon James

Senior | Forward | 6-6 | 225
Paterson, N.J.
Lamar State-Port Arthur
10.8 ppg, 7.2 rpg, 4.3 apg



15 Kyle Koszuta

Sophomore | Guard | 6-2 | 190
Niceville, Fla.
Niceville HS
2.9 ppg, .333 FG%, .292 3FG%



2 DeMondre Harvey

Sophomore | Forward | 6-7 | 210
Minden, La.
Pearl River CC
2.6 ppg, 4.1 rpg, .476 FG%



20 Evan Sims

Junior | Forward | 6-8 | 235
Houston, Texas
Lamar State-Port Arthur
9.5 mins/g, 1.5 rpg



3 Marcellis Hansberry

Senior | Guard | 6-0 | 185
Jackson, Miss.
Provine HS
ACL Injury




22 Lance Richard

Freshman | Guard | 5-10 | 170
Monroe, La.
Sterlington HS
Redshirting



4 R.J. McCray

Senior | Guard | 6-2 | 190
Arlington, Texas
Grace Prep Academy
4.6 ppg, 1.6 apg, .750 FT%




23 Millann Brown

Senior | Forward | 6-7 | 230
Gunnison, Miss.
East Mississippi CC
1.8 ppg, 2.6 rpg, .438 FG%




10 Amos Olatayo

Senior | Guard | 6-4 | 200
Houston, Texas
Navarro College
14.9 ppg, 5.8 rpg, .475 FG%



33 Daniel Grieves

Sophomore | Guard | 6-6 | 210
Bay St. Louis, Miss.
Pearl River CC
4.1 ppg, .364 FG%, .360 3FG%




11 Nick Coppola

Freshman | Guard | 5-11 | 195
Richmond, Va.
Benedictine Prep
3.8 ppg, 2.6 rpg, 3.9 apg



34 Leon Carswell JJ

Junior | Forward | 6-3 | 225
Bossier City, La.
Hannibal-LaGrange University
2.0 ppg, 2.0 rpg, (one appearance)



12 Tylor Ongwae

Junior | Forward | 6-7 | 205
Eldoret, Kenya
Ranger College
15.2 ppg, 5.0 rpg, .795 FT%



35 Colten Ponder

Sophomore | Forward | 6-5 | 215
Shreveport, La.
Calvary Baptist Academy
2 mins (one appearance)